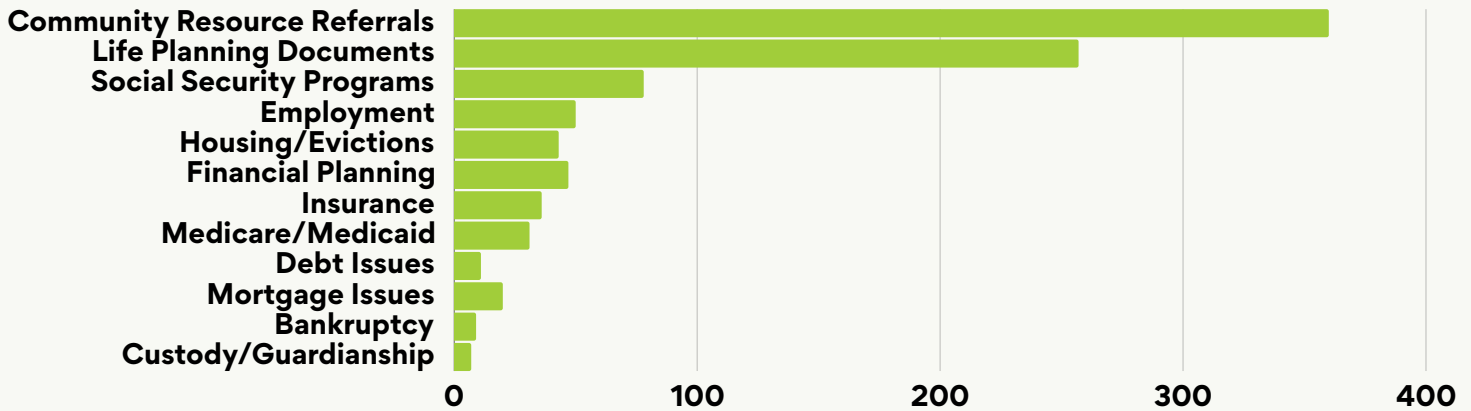


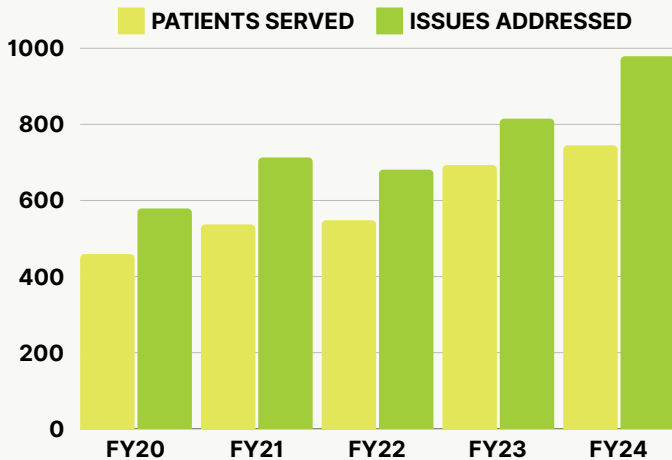
CancerLINC Impact Snapshot of Fiscal Year 2024



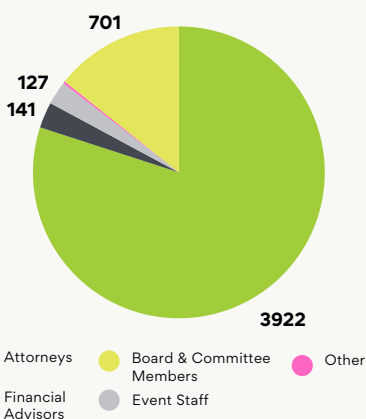
Types of Issues Addressed



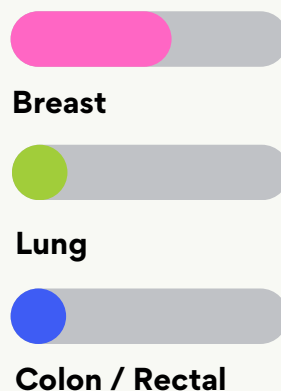
Growth Over The Past Five Years



Volunteer Hours



Top 3 Types of Cancer



“I am so grateful. I could not have asked for better service. I was not expecting a cancer diagnosis and CancerLINC made everything easier. They really stepped in and saved the day.”

Key Data Points

4,903

hours of professional services donated by over 160 local attorneys and financial advisors.



\$1.25M

of in-kind contributed services from our volunteer network.



88%

of patients met income guidelines and qualified for free professional services.



5 new volunteer attorneys and financial advisors joined our network to serve local cancer patients.



100% of Board members actively supported the organization




with their time, talents, and financial contributions.

20% more issues were handled for clients.



98%



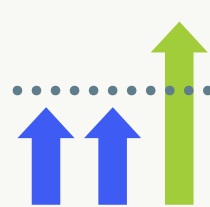
of clients provided positive survey results for CancerLINC services.

25% increase in staff hours



to meet growing client needs while continuing to provide compassionate care.

26%



exceedance of net revenue expectations to continue improving financial status.

Your dollars go further. Every \$1 donated is worth more than \$2.50 in support services.



DONATE TODAY



Gold Transparency 2024

Candid.